







EZ3 Enhanced Series Selection Guide & Specifications

EZ3 Enhanced Series 6", 7", 8" and 10" Model Specifications

Part Number	EZ3-T6C-EE - \$599	EZ3-T7C-EE - \$549	EZ3-T8C-EE - \$1049	EZ3-T10C-EE - \$1349	EZ3-T12C-EE - \$1499
					
Specification	6" TFT Color Slim Bezel	7" Wide TFT Color Slim Bezel	8" TFT Color Slim Bezel	10" TFT Color Slim Bezel	12" TFT Color Slim Bezel
Enclosure	NEMA 4, 4X (indoor)				
Display Type	5.7" TFT (65K Colors)	7" TFT (65K Colors)	8" TFT (65K Colors)	10.4" TFT (65K Colors)	12" TFT (65K Colors)
Display View Area	4.65"x3.5" (118.1 x 88.9mm)	6.49"x3.9" (164.9 x 100mm)	6.05"x4.55" (153.7 x 115.8mm)	8.31"x6.22" (211.07 x 158mm)	9.68" x 7.26" (246 x 184.5 mm)
Screen Pixels	320x240	800 x 480	640 x 480	800 x 600	800 x 600
Brightness/Life	400 nits/75,000 hours (Even at extreme Operating Temp.)				300 nits/50K hrs@50°C
Backlight	White LED Strips				
Touch Screen	Analog Resistive Touch Screen				
Service Power	24 VDC (20-30 VDC Operating Range), 1.5A switching supply recommended				
Operating Temperature	0-55°C (32 - 131°F)				0-50°C (32 - 122°F)
Backlight Power	OFF	8 Watts @ 24 VDC			
	ON	15 Watts @ 24 VDC	15 Watts @ 24 VDC	15 Watts @ 24 VDC	18 Watts @ 24 VDC
Storage Temp.	-25 to 65°C (-13 to 149°F)				
Humidity	10-95% RH, non-condensing				
Electrical Noise	NEMA ICS 2-230 showering arc ANSI C37.90a-1974 SWC Level C Chattering Relay Test				
Withstand Voltage	1000 VDC (1 Minute), between power supply input terminal and protective ground (FG)				
Insulation Res.	Over 20 MΩ , between power supply input terminal and protective ground (FG)				
Vibration	5 to 55Hz 2G for 2 hours in the X, Y and Z axes				
Shock	10G for under 12ms in the X, Y and Z axes				
# of Screens	Up to 999 limited by memory				
Real Time Clock	Built into Panel (PLC clock is still accessible if available)				
Screen Saver	Yes, Backlight off				
Serial/Ethernet Communications	PLC port: RS-232/RS-422/RS-485 15-Pin D-Sub (female)				
Serial/Ethernet Communications Option Cards	Download/program port: RS-232/RS-422/RS-485 9-pin D-sub (female)				
	Ethernet Built-in (10/100 Base-T)				
USB & MicroSD ports	DataHighway plus (-EEH models)				
External Dimensions	1 USB port for programming, 1 USB port for Datalogging and 1 microSD slot for additional data storage				
Weight	6.145"x8.048"x2.433" (156.078x204.407 x51.786mm)	6.145"x8.048"x2.433" (156.078x204.407 x51.786mm)	8.748"x10.894"x2.289" (222.199x276.708 x58.136mm)	10.59"x13.58"x2.86" (268.99x344.93 x72.64mm)	10.59"x13.58"x2.86" (268.99x344.93x72.64mm)
Agency Approval	1.7 lbs	1.7 lbs	2.9 lbs	3.8 lbs	3.8 lbs
	UI, cUL, CE				

EZ3 Enhanced Series 15" Specifications

EZ3 Enhanced Series 15" Model Specifications

Part Number			EZ3-T15C-ES (Full Featured w/Ethernet) \$1999
			EZ3-T15C-EH (Serial, Ethernet and Allen-Bradley's DH+) \$3699
Specification	15" color slim bezel	Humidity	10-95% RH, noncondensing
Enclosure	NEMA 4, 4X (indoor)	Electrical Noise	NEMA ICS 2-230 showering arc ANSI C37.90a-1974 SWC Level C Chattering Relay Test
Display Type	15.0" TFT w/Built-in Anti-glare	Withstand Voltage	1000VDC (1 minute), between power supply input terminal and protective ground (FG)
Display View Area	12.02"x9.01" (305.28 x 228.96mm)	Insulation Res.	Over 20 MΩ, between power supply input and terminal and protective ground (FG)
Screen Pixels	1024x768	Vibration	5 to 55Hz 2G for 2 hours in the X, Y and Z axes
Colors	16.2M	Shock	10G for under 12ms in the X, Y and Z axes
Brightness/Life	400 nits/75,000 hours	User Memory	16GB SSD, 1GB DDR2 RAM
Touch Screen	Analog Resistive Touch	# of Screens	Up to 999 limited by memory
CPU Type	Intel Atom E640 1 GHz processor	Real Time Clock	Built into panel (PLC clock is still accessible if available)
Service Power	24VDC (20-30VDC operating range), 1.5A switching supply recommended	Screen Saver	Yes, Backlight off
Power	Back-light On	18 Watts @ 24VDC	Serial and Ethernet Communications
	Back-light Off	9 Watts @ 24VDC	
Agency Approval	UL, CUL, CE		
Operating Temp.	0 to 55°C (32 to 131°F)		Download/program port: RS-232/RS-422/RS-485 9-pin D-sub (female)
Storage Temp.	-25 to 65°C (-13 to 149°F)		Ethernet with 10/100 BaseT
External Dimensions	13"x16.75"x4.66" (332x425.25x118.36mm)		USB
			4 USB 2.0 Ports (Programming, Datalogging and Peripheral devices)
		Micro SD Card Slot	Data Logging
		Weight	7 lbs

Proudly Made in America