




# EZTouch Original PanelView Replacement Specifications with DH+/RIO

EZTouch Original 4", 6", 8" & 10" Model Specifications			
<b>Part Number</b>	<b>EZ-T6C-FS</b> (Full Featured) \$999 <b>EZ-T6C-FSH</b> (DH+, Remote I/O) \$1999	<b>EZ-T8C-FS</b> (Full Featured) \$1299 <b>EZ-T8C-FH</b> (DH+, Remote I/O) \$2099	<b>EZ-T10C-FS</b> (Full Featured) \$1999 <b>EZ-T10C-FSH</b> (DH+, Remote I/O) \$2599
			
<b>Specification</b>	6" color slim bezel	8" color slim bezel	10" color slim bezel
<b>Replacement for</b>	PV550, PV600, PV700 w. Serial, Ethernet	PV700, PV900 w. Serial, Ethernet or DH+ protocol	PV1000, PV1000E w. Serial, Ethernet or DH+ protocol
<b>Enclosure</b>	NEMA 4, 4X (indoor)	NEMA 4, 4X (indoor)	NEMA 4, 4X (indoor)
<b>Display Type</b>	5.7" TFT (128-color palette)	8" TFT (128-color palette)	10.4" TFT (128-color palette)
<b>Display View Area</b>	4.65"x3.5" (118.1 x 88.9mm)	6.05"x4.55" (153.7 x 115.8mm)	8.31"x6.22" (211.07 x 158mm)
<b>Screen Pixels</b>	320x240	800 x 600	
<b>Brightness/Life</b>	400 nits/75,000 hours		
<b>Touch Screen</b>	192 resistive touch cells (16x12)		
<b>CPU Type</b>	Motorola Coldfire 32-bit CPU (40 MHz)		
<b>Service Power</b>	24VDC (20-30VDC operating range), 1.2A switching supply recommended		
<b>Power</b>	Backlight On	15 watts @ 24VDC	18 watts @ 24VDC
	Backlight OFF	8 watts @ 24VDC	9 watts @ 24VDC
<b>Agency Approval</b>	UL, CUL, CE		
<b>Operating Temp.</b>	0° to 55° C (32 to 131° F)	0 to 55°C (32 to 138°F)	
<b>Storage Temp.</b>	-25 to 65°C (-13 to 149°F)		
<b>Humidity</b>	10-95% RH, noncondensing		
<b>Electrical Noise</b>	NEMA ICS 2-230 showering arc ANSI C37.90a-1974 SWC Level C Chattering Relay Test		
<b>Withstand Voltage</b>	1000VDC (1 minute), between power supply input terminal and protective ground (FG)		
<b>Insulation Res.</b>	Over 20 MΩ, between power supply input and terminal and protective ground (FG)		
<b>Vibration</b>	5 to 55Hz 2G for 2 hours in the X, Y and Z axes		
<b>Shock</b>	10G for under 12ms in the X, Y and Z axes		
<b>User Memory</b>	256KB System RAM memory only		
<b># of Screens</b>	Up to 999 limited by memory		
<b>Real Time Clock</b>	Built into panel (PLC clock is still accessible if available)		
<b>Screen Saver</b>	Yes, Backlight off		
<b>Serial Communications</b>	PLC port: RS-232/RS-422/RS-485 15-pin D-sub (female)		
	Download/program port: RS-232/RS-422/RS-485 9-pin D-sub (female)		
<b>Ethernet</b>	For Universal Ethernet model 15 D-sub is replaced by Universal Ethernet port with Ethernet IP, EZ IP, Modbus TCP/IP, SRTIP, Koyo ECOM		
<b>Hardware drivers</b>	DH+/RIO or Profibus or DeviceNet or CCLink or Modbus Plus		
<b>External Dimensions</b>	6.145"x8.048"x2.433" (156.078x204.407x51.786mm)	8.748"x10.894"x2.289" (222.199x276.708x58.136mm)	10.59"x13.58"x2.86" (268.99x344.93x72.64mm)
	1.7 lbs	2.9 lbs	3.8 lbs

Proudly Made in America