






Specifications

Part Number	EZ3-T6C-E \$499	EZ3-T8C-E \$949	EZ3-T10C-E \$1199
			
Specification	6" TFT Color Slim Bezel	8" TFT Color Slim Bezel	10" TFT Color Slim Bezel
Enclosure	NEMA 4, 4X (Indoor)		
Display Type	6" TFT (65K Colors)	8" TFT (65K Colors)	10" TFT (65K Colors)
Display View Area	4.65" x 3.5" 118.1 x 88.9mm	6.05" x 3.5" 153.7 x 115.8mm	8.31" x 6.22" 211.07 x 158mm
Screen Pixels	320 x 240	640 x 480	800 x 600
Brightness/Life	400 Nits/75,000 Hrs.		
Backlight	White LED Strips		
Touch Screen	Analog Resistive Touch Screen		
Service Power	24 VDC (20-30 VDC Operating Range), 1.5 A Switching Supply Recommended		
Operating Temp	0 to 55° C (32 to 131° F)		
Power	Backlight Off	8 Watts @ 24 VDC	
	Backlight On	15 Watts @ 24 VDC	15 Watts @ 24 VDC
Storage Temp	-25 to 65° C (-13 to 149° F)		
Humidity	10-95% RH, non-condensing		
Electrical Noise	NEMA ICS 2-230 showering arc ANSI C37.90a-1974 SWC Level C Chattering Relay Test		
Withstand Voltage	1000 VDC (1 Minute), between power supply input terminal and protective ground (FG)		
Insulation Resistance	Over 20 MΩ , between power supply input terminal and protective ground (FG)		
Vibration	5 to 55Hz 2G for 2 hours in the X, Y and Z axes		
Shock	10 G for under 12ms in the X, Y and Z axes		
# of Screens	Up to 999 limited by memory		
Real Time Clock	Built into Panel (PLC clock is still accessible if available)		
Screen Saver	Yes, Backlight off		
Serial/Ethernet Communications	PLC Port: RS-232/RS-422/RS-485 15-Pin D-Sub (female)		
Serial/Ethernet Communications Option Cards	Download/Program Port: RS-232/RS-422/RS-485 9-Pin D-Sub (female)		
	Ethernet Built-in (10/100 Base-T)		
	DataHighway plus / Remote IO (-EH models)		
Weight	1.7 lbs.	2.9 lbs.	3.8 lbs.
External Dimensions	6.145"x8.048"x2.433" (156.078x204.407x51.786mm)	8.748"x10.894"x2.289" (222.199x276.708x58.136mm)	10.59"x13.58"x2.86" (268.99x344.93x72.64mm)
Agency Approval	UL, cUL, CE		